

# Sparkasse app: Add more accounts

[www.sparkasse-freiburg.de/app](http://www.sparkasse-freiburg.de/app)

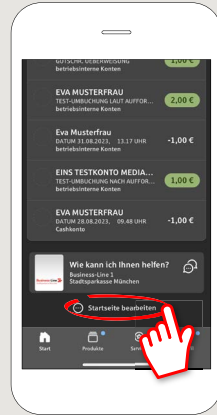
 Sparkasse  
Freiburg-Nördlicher Breisgau

The following description applies to the iOS operating system. For other mobile operating systems, the procedure may differ slightly.

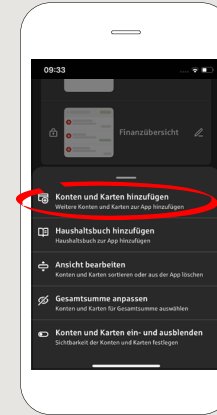
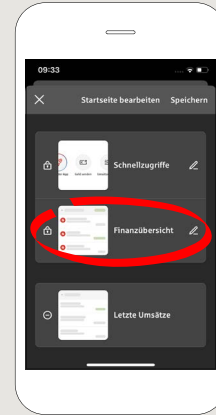
**1** Start the **Sparkasse app** by tapping on the app icon and enter your password.



**2** Tap „**Startseite bearbeiten**“ on your start page



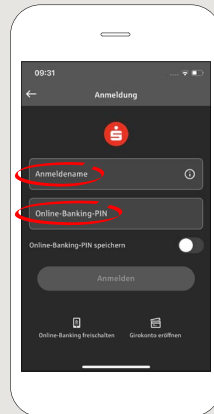
**3** Tap on „**Finanzübersicht**“ and then on „**Konten und Karten hinzufügen**“.



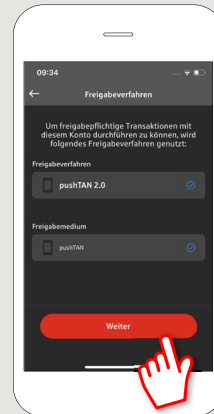
**4** Enter the bank code or the name of the bank where the account is held.



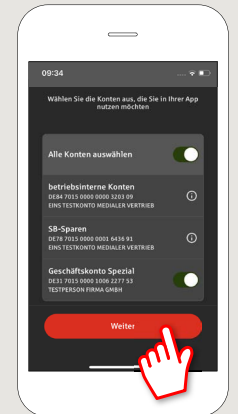
**5** In the next step, enter your login name (=your online banking login name) and then your online banking pin.



**6** Confirm the release procedure by tapping on „**Weiter**“.



**7** Select your accounts and cards to be displayed in your financial overview. Then click on „**Weiter**“. Your newly created account is now in your financial overview.



DO YOU HAVE ANY QUESTIONS? WE WILL BE HAPPY TO HELP YOU.

Central service call number: You can contact us under 0761 215-0 Mon – Fri from 8 am – 6 pm.

Further information about the Sparkasse app is available at: [www.sparkasse-freiburg.de/app](http://www.sparkasse-freiburg.de/app)

YOU CAN ALSO CONTACT US AT:

Direkt-Beratung

Video chat: <https://www.sparkasse-freiburg.de/dbc>

Available: Mon-Fri from 8 am – 8 pm by appointment

Text chat: <https://www.sparkasse-freiburg.de/ff/Beraterchat/ThirdPartyChat>

Available: Mon-Fri from 8 am – 9 pm, Sat from 10 am – 4 pm

Online banking support for private customers

Phone: 0761 215-0

Available: Mon – Fri from 8 am – 6 pm